

Representation of Various Systematic Disruptions within the Patients Handled at “Klinik Hewan Jogja” between January and June 2018

Ida Tjahajati^{1*}, Adellyna Chrissandra², Anggi Desterina Prayitno², Begum Fatima Ratu Aditya², Ety Rrarindah², Lilik Rifiyanta², Mitra Atika Candra², Tri Ari Widiastuti², Sri Indah Astuti²

¹Lecturer of Veterinary Medicine Faculty and Vocational Study of UGM

²Veterinarian of Klinik Hewan Jogja

*Corresponding author's email: ida_tjahajati@yahoo.com

Keywords: klinik hewan jogja, patients, systemic disruption, various diseases.

INTRODUCTION

Various diseases or disruption could affect all of the patients handled at any clinic or hospital. The health problems would be varied, depending on the disease or systemic disruption that ailed the patient. This research aims to figure out the spread of said health problems in the patients handled at Klinik Hewan Jogja between January and June 2018.

A numerical representation of afflictions that ails the patients in a clinic or a hospital during a period of time would provide the information needed to anticipate several diseases, facilitate easier treatment and follow-up actions for certain ailments, offer prevention methods, and lastly to yield data for clients' education. The data gathered is also vital to give a general picture the problems that frequent a certain area, thus imparting important information to all other clinics or hospitals in the said region.

MATERIALS AND METHODS

We use the medical history of patients between January and June 2018 as materials. The data, which covers the number of patients and their affliction, are classified according to the disease and the afflicted system. The systems are gastrointestinal, respiratory, reproduction, cutaneous, uropoetic, and musculoskeletal. Others refer to diseases which don't affect previous systems. The data is then categorized and summarized before finally analyzed descriptively.

RESULT AND DISCUSSION

Table 1 contains the total number of patients at Klinik Hewan Jogja between January and June 2018. According to the table, the number of patients treated varied between 600 and 900 each month, with the average of 893 patients monthly. This result represents the number of clients who have come to Klinik Hewan Jogja for their pets' health services. The number also portrays the owners' awareness of their pets' health.

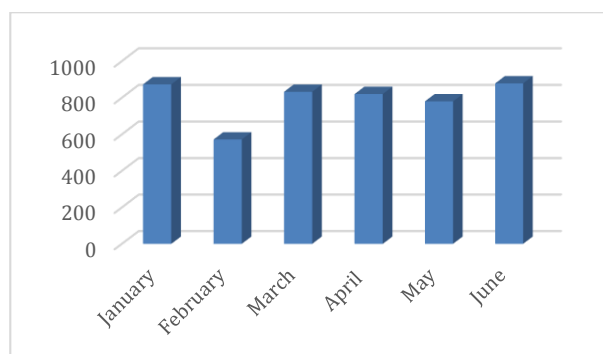


Figure 1. The number of patients at Klinik Hewan Jogja between January and June 2018

The data from Figure 1 is further categorized according to the systems affected in Figure 2.

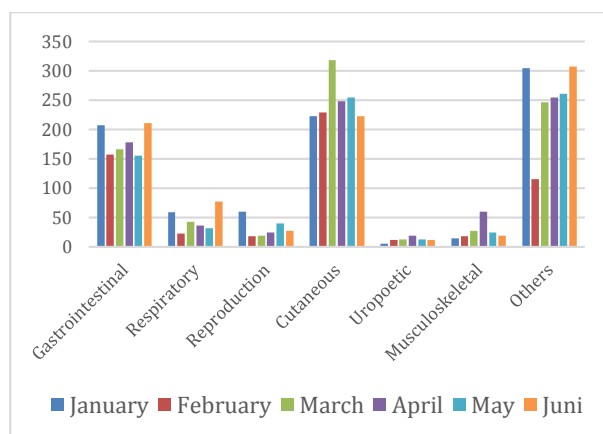


Figure 2. Summary of various conditions affecting different patients' systems between January and June 2018

Figure 2 indicates that conditions affecting gastrointestinal, respiratory, reproduction, cutaneous, uropoetic, and musculoskeletal systems are always present each month. Several diseases infecting pets can involve various systems in their body[1,2].

The data regarding various diseases or system disruptions is calculated. The result is shown in Figure 3.

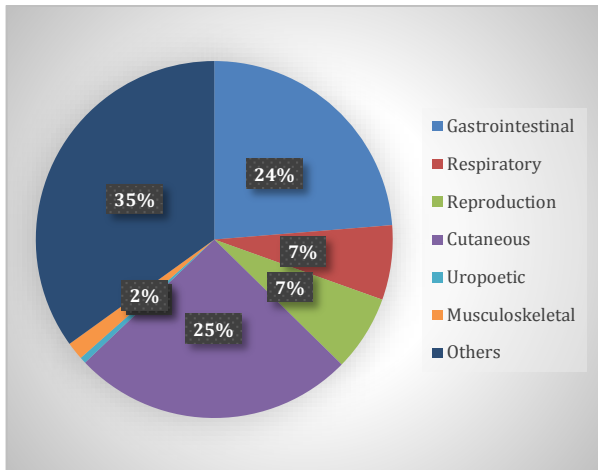


Figure 3. Various diseases affecting different patients' systems between January and June 2018

From Figure 3, we can see that the highest occurrence happens in the cutaneous system (25%), followed by gastrointestinal (24%), respiratory (7%), reproduction (7%), musculoskeletal (2%), and uropoetic system (0,01%), respectively. Others category appear to be higher than the rest at 35%. The high percentage of cutaneous and gastrointestinal afflictions allows the clinic to educate the clients to pay attention to the environmental hygiene to prevent the cutaneous diseases from spreading, also to maintain the quality of their pets' food to avoid a digestive problem.

Respiratory and reproduction diseases both sit at 7%, followed by musculoskeletal at 2%, while quite small by comparison, these data also inform the pet owners to constantly observe and preserve their pets' condition. The owners need to realize that there are many diseases that affect their pets [2,3]. Others category dominates the percentage of patients that came to the clinic (35%). The category is comprised of healthy patients, who came for vaccination, general checkup, or consultation. This indicates that the owners bring their pets not only when they are sick, but also to check their condition and to prevent sickness. It also shows that the owners realize that maintaining their pets' health is important, which is a good sign because healthy pets correspond to happy and healthy owners.

CONCLUSION

From the result and discussion, we can conclude that the order of system disruption of the patients handled at Klinik Hewan Jogja from the most prevalent to the least are as following, cutaneous, followed by gastrointestinal, respiratory, reproduction, musculoskeletal, and lastly the uropoetic system.

ACKNOWLEDGMENTS

We offer our gratitude to the "Klinik Hewan Jogja" institution along with all of the team members who contributed to the successful treatments of the patients and for the assistance in documenting the data needed to write this article.

REFERENCES

- [1] Larry PT, Francis WKS. 2011. Blackwell's Five Minute Veterinary Consult Canine and Feline 5th Edition Willey Blackwell.
- [2] Morgan RV, Bright RM, Swartout MS. 2003. Handbook of Small Animal Practice. Elsevier Science Health Science Division, 4th Edition.
- [3] Bonagura JD, Twedt DC. 2014. Kirk's Current Veterinary Therapy XV. Elsevier Saunders, St. Louis, Missouri.